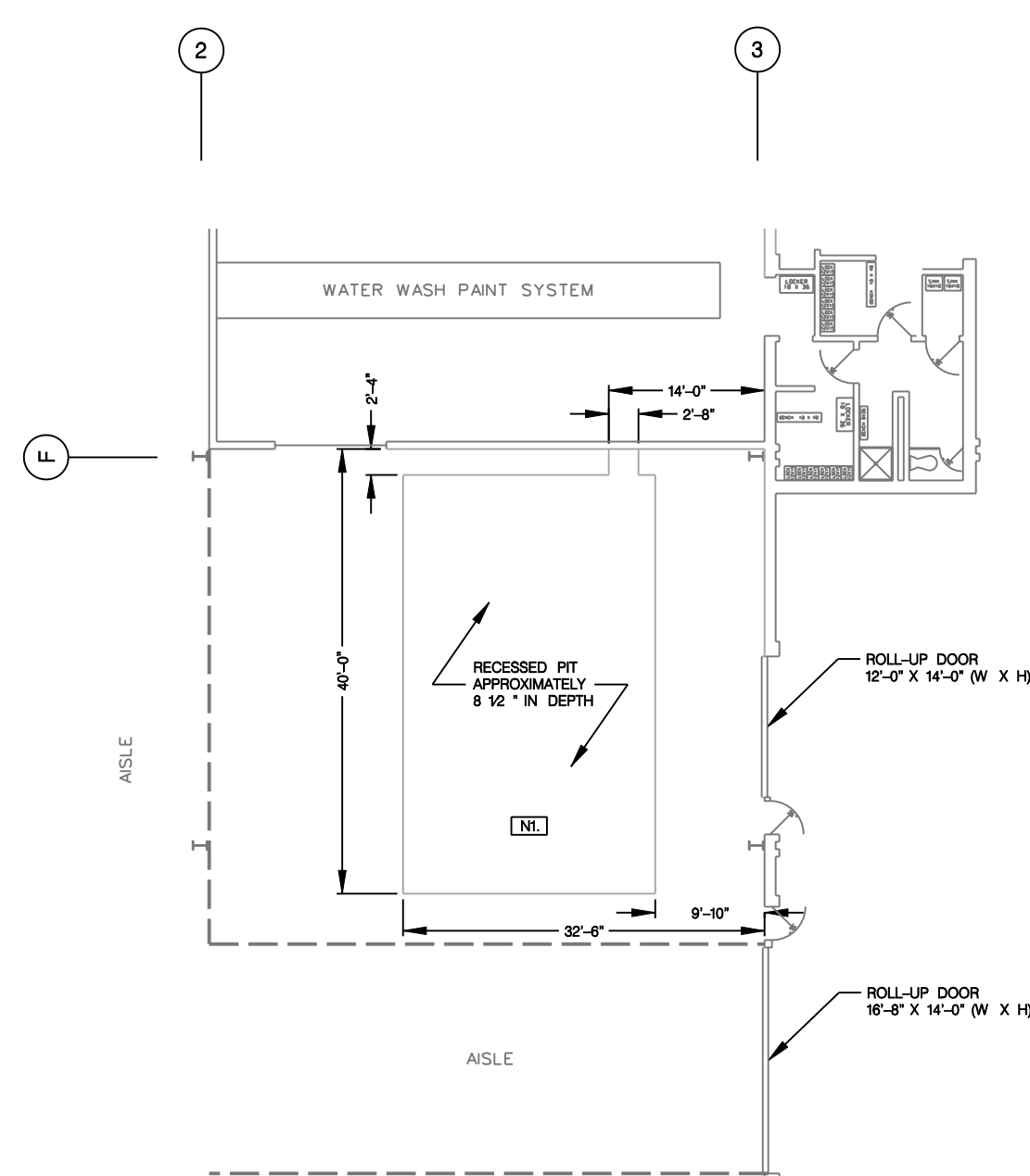


EXISTING PARTIAL PLAN VIEW
SCALE: 1/8" = 1'-0"

DEMOLITION WORK NOTES:

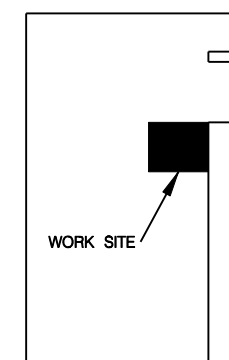
- D1. REMOVE AND DISPOSE OF EXISTING PMB BLASTING SYSTEM AND ASSOCIATED COMPONENTS PER SPECIFICATION CDY29121.



NEW WORK PARTIAL PLAN VIEW
SCALE: 1/8" = 1'-0"

NEW WORK NOTES:

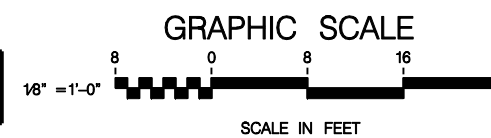
- N1. INSTALL NEW EQUIPMENT IN THE 40'-0" X 32'-6" X 23'-0" (L X W X H) SPACE PROVIDED ON THIS DRAWING PER SPECIFICATION CDY29121.
- N2. AFTER CONTRACT AWARD FLEET READINESS CENTER EAST WILL SPECIFY FINAL ORIENTATION AND LOCATION OF EQUIPMENT WITHIN THE EQUIPMENT INSTALLATION ENVELOPE IDENTIFIED.



**BUILDING 1798
WORK LOCATION PLAN**
SCALE: NOT TO SCALE

LEGEND AND ABBREVIATIONS	
---	EXISTING
---	EXISTING OR DEMOLITION PLAN VIEW, TO BE REMOVED
---	NEW WORK PLAN VIEW, TO BE INSTALLED

REPRODUCED DRAWING
USE GRAPHIC SCALE



DESIGNER	J. BECHTOLD
DRAWN	J. BECHTOLD
CHECKED	M. MERRILL
REVIEWED	J. VINSKIUS
OSH	NA
FIRE DEPT	NA
ENVR	NA
APPROVED	G. GUNTON
FLEET READINESS CENTER EAST U.S. MARINE CORPS AIR STATION, CHERRY POINT, N.C. REPLACEMENT OF MEDIA BLAST BOOTH B1798 (EXISTING) <small>INDUSTRIAL PRODUCTION PLANNING IN CONJUNCTION WITH</small> PE-20729F	
BUILDING 1798	SHOP 93212
SIZE D	CODE IDENT. NO. 93212
PE-20729F	REV. B
SCALE: AS NOTED	
FP 29121	
SHEET 1 OF 1	

SHOP 93212 REVIEW SIGNATURE

NO.	DATE	DESCRIPTION
1	01-15-10	CHANGED N1 TO INCLUDE HEIGHT AND ADDED N2
2		MODIFIED TO INCLUDE EXISTING EQUIPMENT & RECESSED PIT
3		
4		

REVISION HISTORY

WHEN PRINTED, IT BECOMES THE USER'S RESPONSIBILITY TO DETERMINE CURRENTNESS OF THIS DRAWING. SEE REFERENCE PEDCSOP-7.3.7-502.
 P/N: W/PE-DRAWINGS/ 20729F.dgn (20729F)